


What do CRO helmet appointments look like?


- 01 A stockinette will be used to contain all of baby's hair
- 02 Baby will be placed inside Starscanner and a 3D image will be captured of baby's head
- 03 3D image captured using a safe, radiation free, Class I Laser
- 04 Head shape will be analyzed, and orthotist will review measurements with family



Our Locations


WEST COUNTY OFFICE


 (314) 475-3621

 555 North New Ballas Road
Suite 175A
St. Louis, MO 63141

HOURS:  **MONDAY - THURSDAY**
7:30 AM - 5:30 PM


DOWNTOWN OFFICE


 (314) 361-6789

 Center for Advanced Medicine
4921 Parkview Place, Suite 13D
St. Louis, MO 63110

HOURS:  **MONDAY - FRIDAY**
8:30 AM - 4:30 PM

CARDINAL GLENNON OFFICE

 (314) 968-8555

 1465 S. Grand Blvd.
St. Louis, MO 63104

HOURS:  **MONDAY - FRIDAY**
8:30 AM - 4:30 PM



Orthotic & Prosthetic Lab, Inc.



CRANIAL REMOLDING ORTHOSES



Evaluations are **ALWAYS FREE**

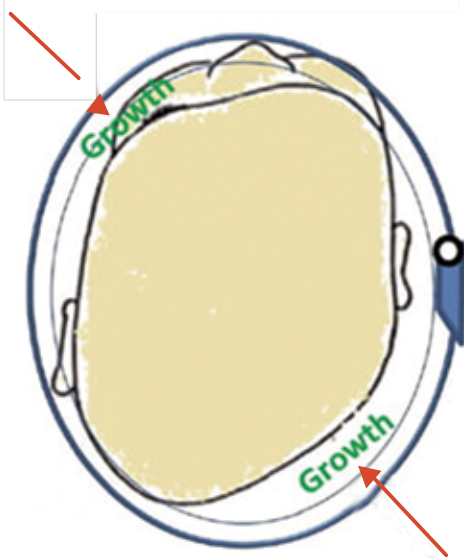
www.oandplabinc.com

www.oandplabinc.com

How does a CRO helmet work?

Cranial remolding orthoses work by holding areas of the skull that are prominent, and allowing space in areas that are flat. This allows the brain to continue normal skull growth in areas that are flat.

HOW A CRO WORKS



We can correct most non-surgical deformational head shapes with **ONE** helmet, as compared with other companies that encourage two helmets.

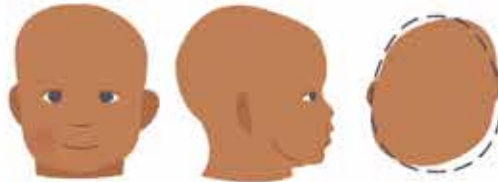
Deformational Head Shapes

BRACHYCEPHALY



- ✓ Central Posterior flattening
- ✓ Back of head appears flat from top & side

PLAGIOCEPHALY



- ✓ Opposite corners of head have flattening
- ✓ Head has parallelogram shape
- ✓ May present with an ear shift

SCAPHOCEPHALY



- ✓ Long, narrow head shape
- ✓ Sides of head appear to be flat

Why Use O&P Lab for your care?

- ✓ O&P Lab sees the highest number of Cranial Remolding helmet patients in the area
- ✓ Providers are StarBand Cranial Course Certified
- ✓ Certified Orthotists managing care across all locations
- ✓ Trained on Surgical and non-surgical cranial cases

What is the best age to start a CRO helmet?

- ✓ Repositioning is recommended for patients up **until 4 months of age**
- ✓ The ideal time frame to start a **CRO is between 4-6 months of age** for maximum correction and to capture rapid head growth